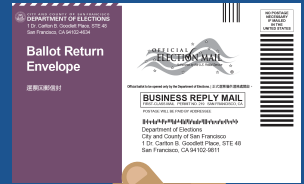


Planning to vote by mail in the next election? Make it count!



Take these four steps to ensure your ballot is counted:

1 Check the information in your voter registration record

Due to a recent change in state law, all registered voters will now automatically receive ballots in the mail in all elections. To be sure your ballot is mailed to your current address, check your address, and if necessary, update information in your voter record at voterstatus.sos.ca.gov or by calling the Department of Elections at (415) 554-4375.

2 Check your mailbox about a month before Election Day

You will receive a vote-by-mail packet, with an official ballot, a postage-paid return envelope, voting instructions, and an "I Voted!" sticker, about one month before each Election Day. If you do not receive your ballot packet at that time, visit sfelections.org/voterportal to track your ballot or request a replacement ballot, or call (415) 554-4375 for assistance.

3 Check the instructions before marking your ballot

Before marking your ballot, confirm that the envelope is addressed to you and read all the instructions carefully. If you make a mistake, follow the instructions to request a replacement ballot. (You can also go online to sfelections.org/access to mark and print a PDF ballot and use the return envelope enclosed with your vote-by-mail packet to return the PDF ballot.) **Be sure to complete and sign the return envelope!**

4 Check your options for returning your ballot and confirm receipt

Once you have completed, signed, and sealed your ballot return envelope, decide how you will return it: by mail or in person to any of the official ballot drop boxes (for locations, visit sfelections.org/balldropoff or call (415) 554-4375), the City Hall Voting Center or any polling place. **Return your ballot as soon as possible but no later than Election Day** (mailed ballots must be postmarked by Election Day; ballots returned in person must be dropped off by 8 p.m. on Election Day).

To confirm the receipt and status of your ballot, visit sfelections.org/voterportal or call (415) 554-4375, or sign up for automatic text, email, or voice notifications at wheresmyballot.sos.ca.gov.



Important Reminders!

Be sure to sign on the back of your ballot return envelope, affirming your identity and eligibility to vote!

Never sign the ballot return envelope for someone else.

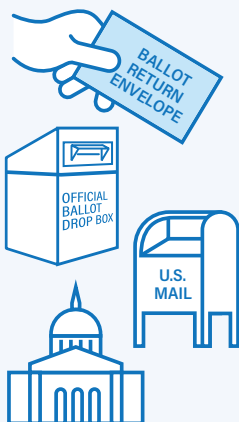
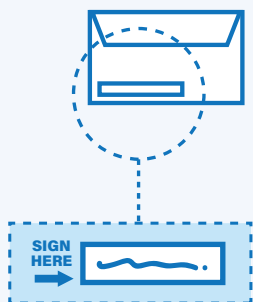
Be sure your signature on the ballot return envelope compares to the one in your voter registration record!

If you are not sure what your voter record signature looks like or if your signature has changed, please re-register to vote.

Return your ballot as soon as possible!

Pay attention to the dates by which your ballot must be postmarked and received by the Department of Elections, and do not wait until the last minute.

When the Department of Elections receives a ballot that cannot be counted (such as when the voter did not sign the return envelope or the signature miscompares), we make every effort to contact the voter to inform them how to correct the issue in time. Still, we encourage you to pay close attention to the instructions enclosed with your vote-by-mail packet to avoid any issues with your ballot.



**Still Have Questions
About Voting by Mail?**

 (415) 554-4375

 City Hall, Room 48

 SFVote@sfgov.org

 sfelections.org